
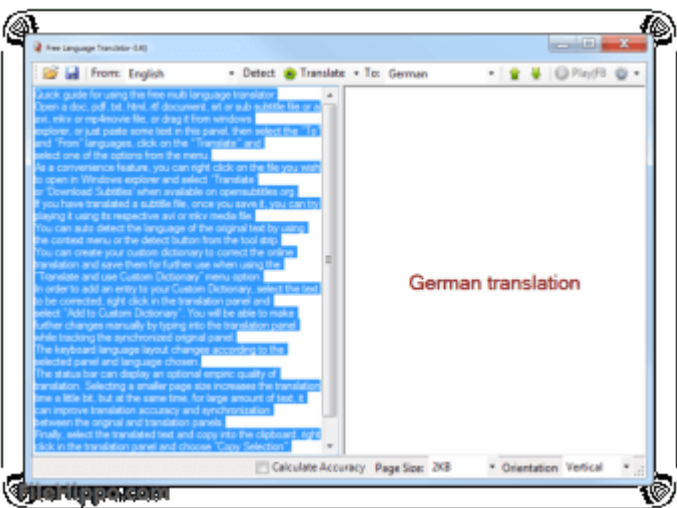


Select all squares with  
**traffic lights**  
If there are none, click skip



SKIP

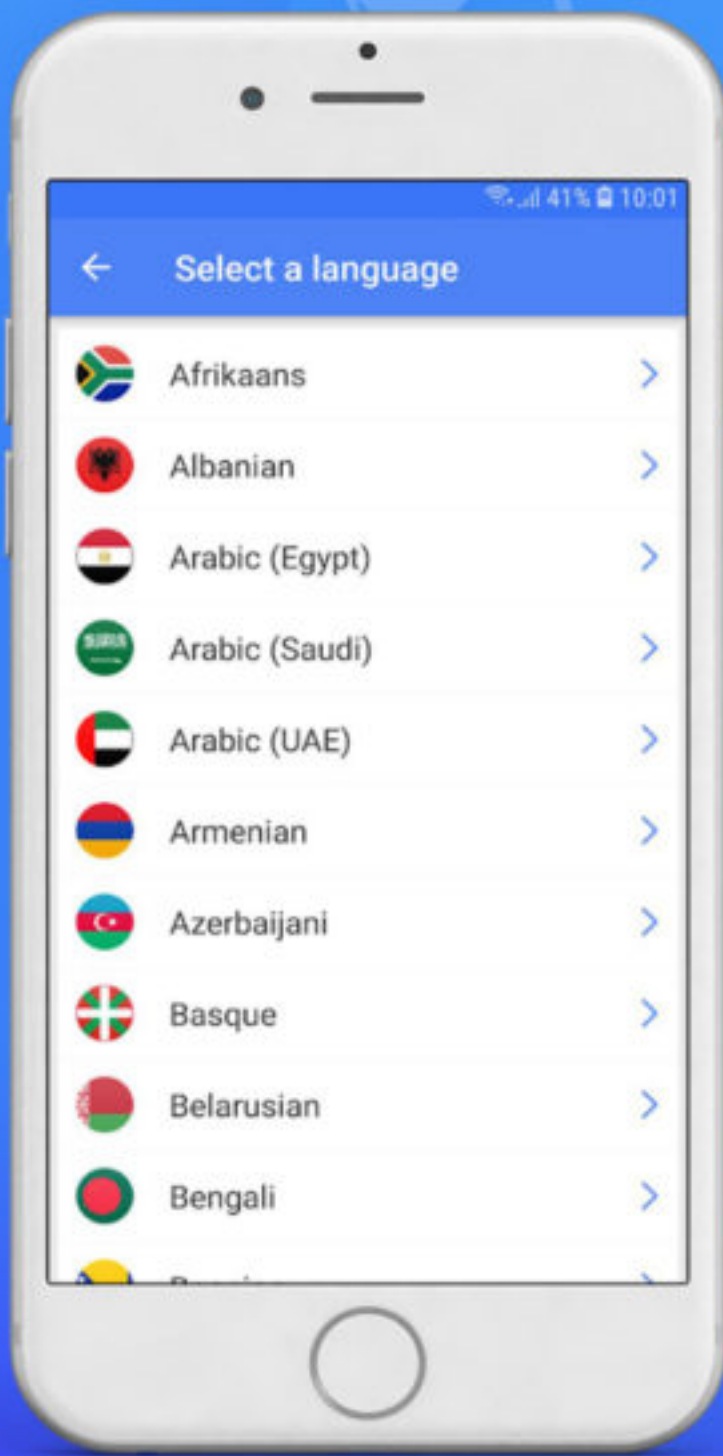
Mac Language Translate App



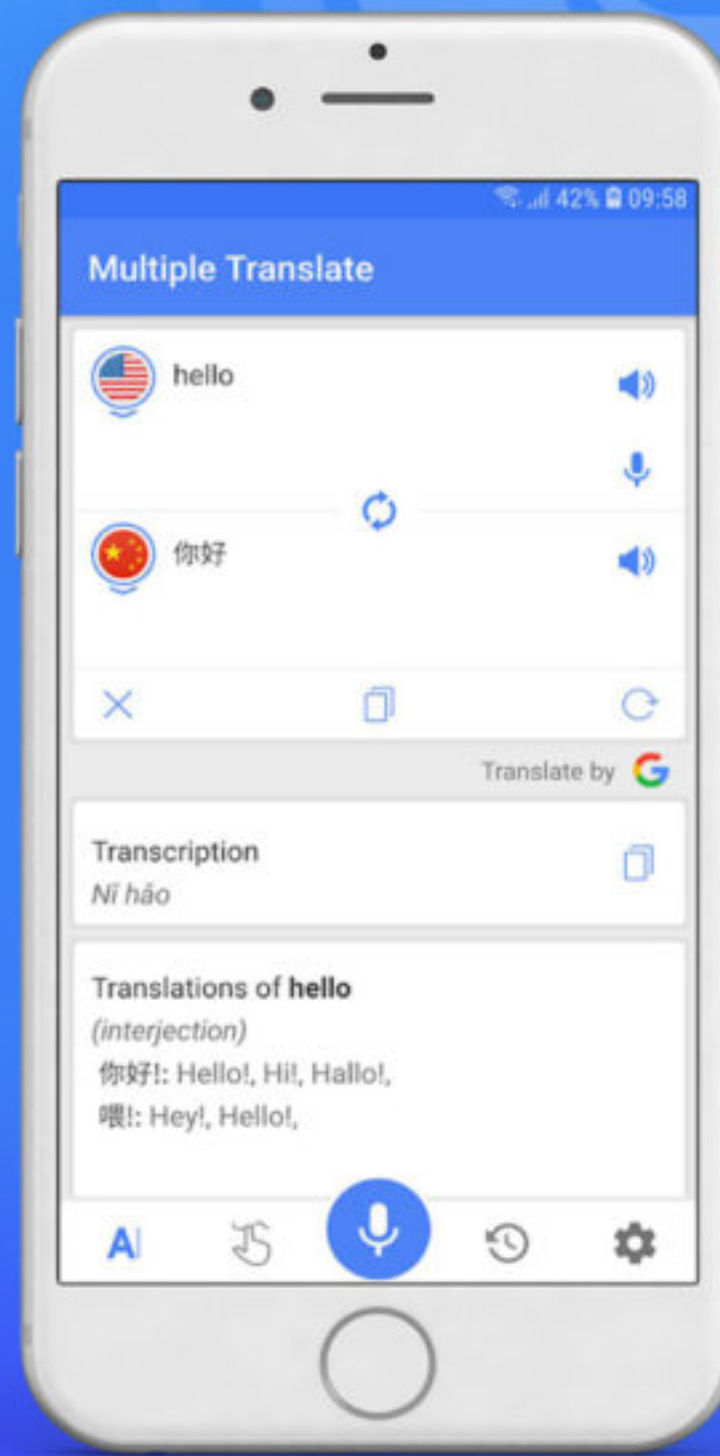
- [Apple Translate App](#)
- [Mac Language Translate App Google](#)

That changes today with a new first-party iOS app called, naturally, Translate, which works with 11 languages, no internet connection required. The app is intended for use with speech or. Translate Tab is an easy to use translator application for quick translation between 100+ languages. The idea behind Translate Tab is to have a handy tool when you need to do some basic translation. With Translate Tab, you will be able to translate words and phrases between over 100 languages.

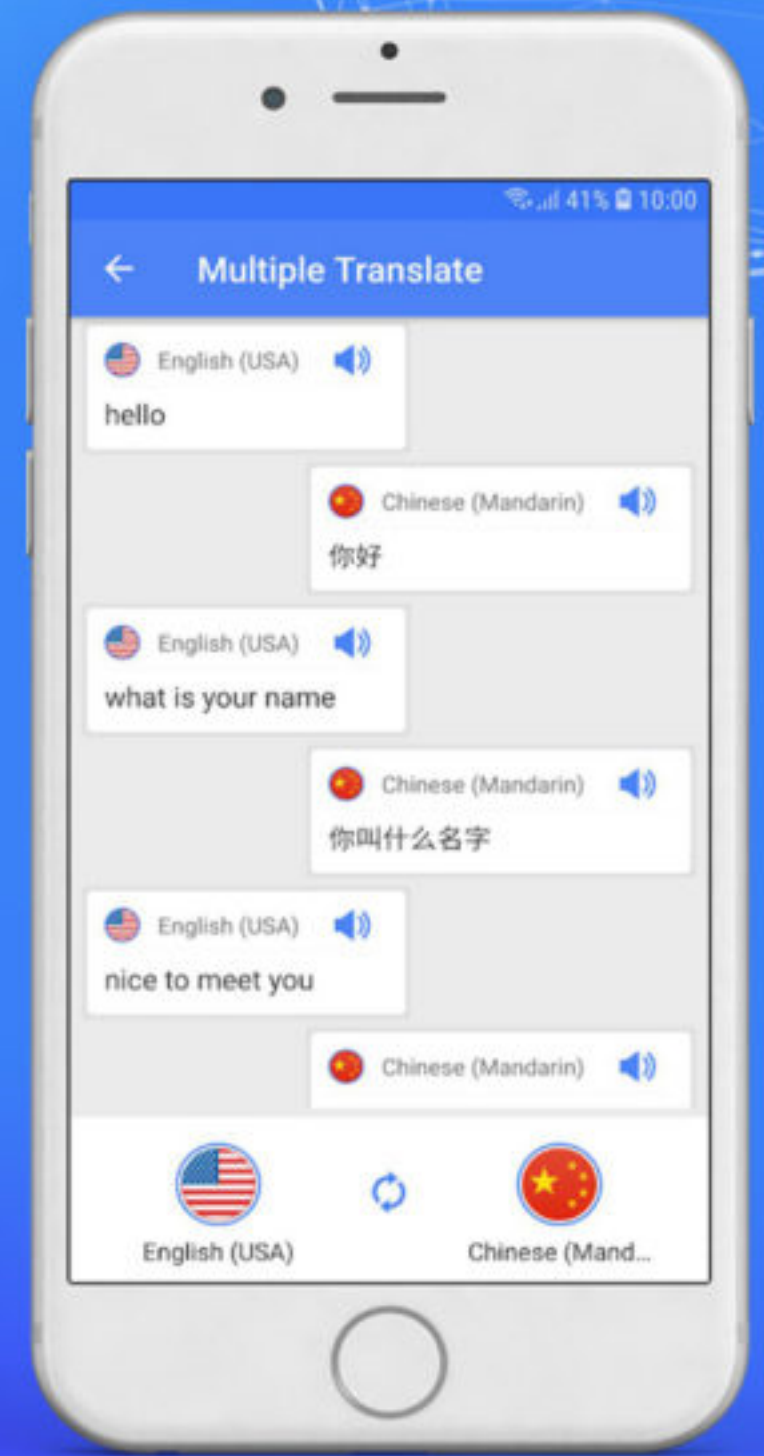
# +150 LANGUAGES



# FAST AND EASY



# VOICE TRANSLATION



After you've pressed the Control button twice, MacLinguist reads the text of the element which is currently located under the mouse cursor. It can be text in any arbitrary application: a paragraph of text in Safari, some text on a system button or even a menu item in Menu Bar. MacLinguist can even translate filenames - just point your mouse on a file in Finder! If you prefer only a certain part of text to be translated, just select that part of the text, and press the Control button twice. Most OS X applications allow MacLinguist to translate text right away, however some applications like TextWrangler, Chrome and Opera, require the text to be selected (highlighted) prior to be translated.

#### [Apple Translate App](#)

MacLinguist can replace the currently selected text with the translation - just press Option (Alt), while holding Control.

By default MacLinguist translates any of the 40 supported languages (it autodetects the language of the text) into your current system language, however you can easily select another destination language that you want MacLinguist to translate the texts to.

#### [Mac Language Translate App Google](#)

MacLinguist also supports **Typing Mode**. If you press *Option+Space*, you can enter some text that you want to have translated manually. The text will be translated as you type. If you press Enter, the translated text will be pasted automatically into your current application.